



MTH

Multijet meter
for hot water up to 130 °C
DN 15, 20, 25, 32, 40, 50

Your benefits

- Robust, high grade wear resistant materials: **Excellent measuring stability and reliability**
- Measurement of low flow rates:
Increased cost effectiveness

Application

- Regular consumption monitoring of water consumption in industrial applications.
- For nominal flow rates up to 15 m³/h.

Features

- Multijet impeller wheel, super dry-dial with magnetic coupling
- Register can be turned for best readout position
- Maximum operating pressure PN 16
- Maximum operating temperature 130 °C
(can be overloaded to 150 °C for short period of time)
- Horizontal or vertical (MTH-V...) installation
- High grade wear resistant and corrosion proof materials
- Inlet strainer
- Reconditionable and recyclable execution

Options

- US Gallon register
- NPSM threaded connection (only for horizontal housing)
- Reed pulser IPG14 with 1,5 m or 5 m cable
 Documentation: IPG14 - EPe40217

Technical Data

Execution			MTH (horizontal)							MTH-VS or -VF (vertical) ¹⁾			
Nominal diameter	DN	mm	15	20	25	25	32	40	50	20	25	32	40
Operating pressure	PN	bar	16	16	16	16	16	16	16	16	16	16	16
Connection thread on meter	G...B	Inch	¾	1	1¼	1¼	1½	2	2¾	1	1¼	1½	2
Connection thread on coupling	R...	Inch	½	¾	1	1	1¼	1½	2	¾	1	1¼	1½
Nominal flow rate	Q _n	m³/h	1,5	2,5	3,5	6	6	10	15	2,5	3,5	6	10
Maximum flow rate	Q _{max}	m³/h	3	5	7	12	12	20	30	5	7	12	20
Transitional flow rate ±3%	Q _t	l/h	150	200	280	480	480	800	1200	200	280	480	800
Minimum flow rate ±5%	Q _{min}	l/h	60	50	70	120	120	200	300	50	70	120	200
Temperature		max. °C	130	130	130	130	130	130	130	130	130	130	130
Measuring range	Q _{min} /Q _n		1:25	1:50	1:50	1:50	1:50	1:50	1:50	1:50	1:50	1:50	1:50

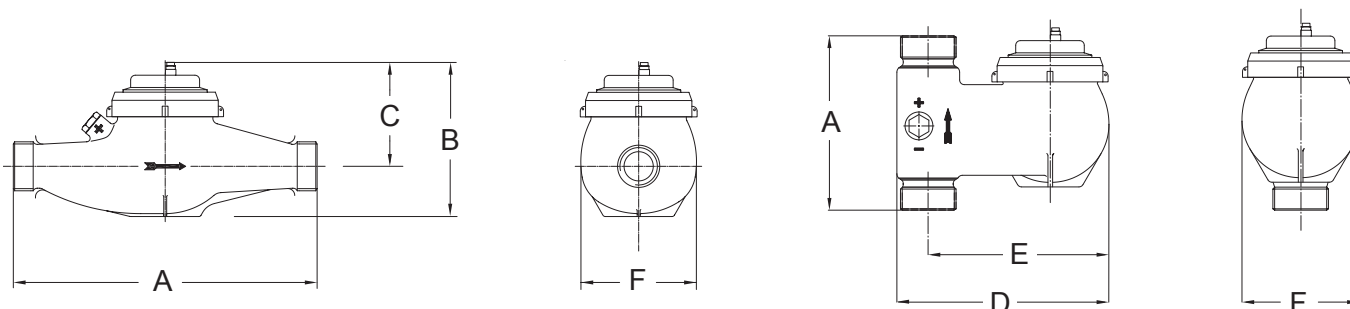
Dimensions and weights			MTH (horizontal)							MTH-VS or -VF (vertical) ¹⁾			
Length without couplings	A	mm	165	220 ²⁾	260	260	260	300	300	105	150	150	200
Length with couplings		mm	239	312	352	352	372	432	452	197	242	262	332
Total height w/o Reed pulser	B	mm	117	123	133	133	133	159	173	-	-	-	-
Total height with Reed pulser	B	mm	127	133	143	143	143	169	183	-	-	-	-
Meter height from pipe centre line w/o Reed pulser	C	mm	74	83	90	90	90	113	116	-	-	-	-
Meter height from pipe centre line with Reed pulser	C	mm	84	93	100	100	100	123	126	-	-	-	-
Meter depth	D	mm	-	-	-	-	-	-	-	148	169	183	226
Meter depth from pipe centre line	E	mm	-	-	-	-	-	-	-	130	143	156	190
Meter width	F	mm	95	95	100	100	100	135	151	95	98	101	139
Weight without couplings		app. kg	1,8	2,1	2,7	2,7	2,8	5,3	5,8	-	-	-	-
Weight without couplings MTH-VS		app. kg	-	-	-	-	-	-	-	2,0	2,3	2,3	5,8
Weight without couplings MTH-VF		app. kg	-	-	-	-	-	-	-	2,1	3,5	3,7	7,1
Weight with couplings		app. kg	2,1	2,4	3,2	3,2	3,5	6,4	7,4	-	-	-	-
Weight with couplings MTH-VS		app. kg	-	-	-	-	-	-	-	2,3	2,8	3,0	6,9
Weight with couplings MTH-VF		app. kg	-	-	-	-	-	-	-	2,4	4,0	4,4	8,2

¹⁾ -VS = vertical riser / -VF = vertical down pipe

²⁾ Also supplied in lengths 190 mm

Information	
EU-REACH Art. 33 / ChemV Art. 71	Brass products contain lead > 0,1 %

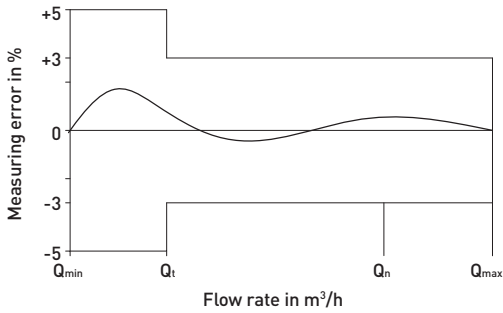
Dimension Diagram w/o Reed pulser



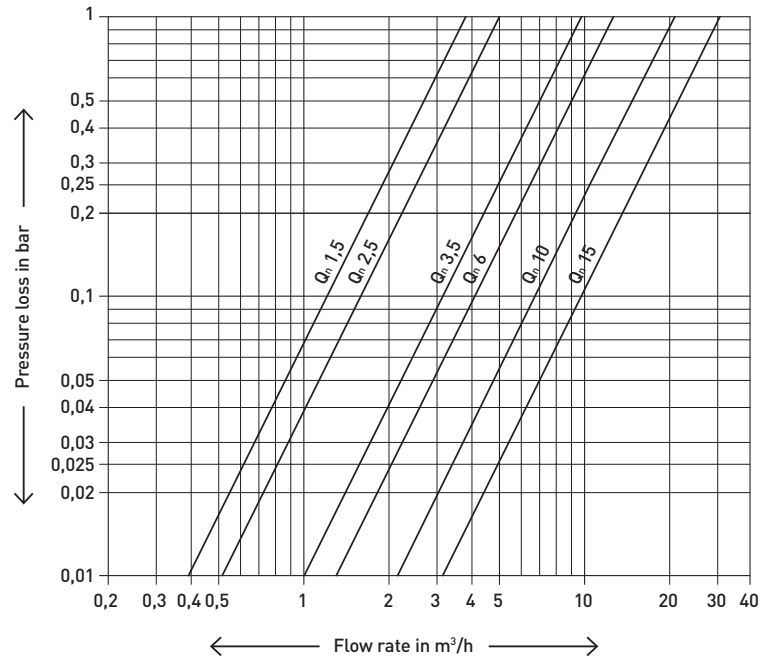
Materials

Housing with screwed connection:	UBA Brass (DIN 50930-6)
Sealing plate:	UBA Brass (DIN 50930-6)
Impeller / head piece:	High grade synthetic material
Bearings:	Hard metal, sapphire, Chrome nickel steel
Seal material:	EPDM

Measuring error curve



Typical Head Loss Curve



Installation

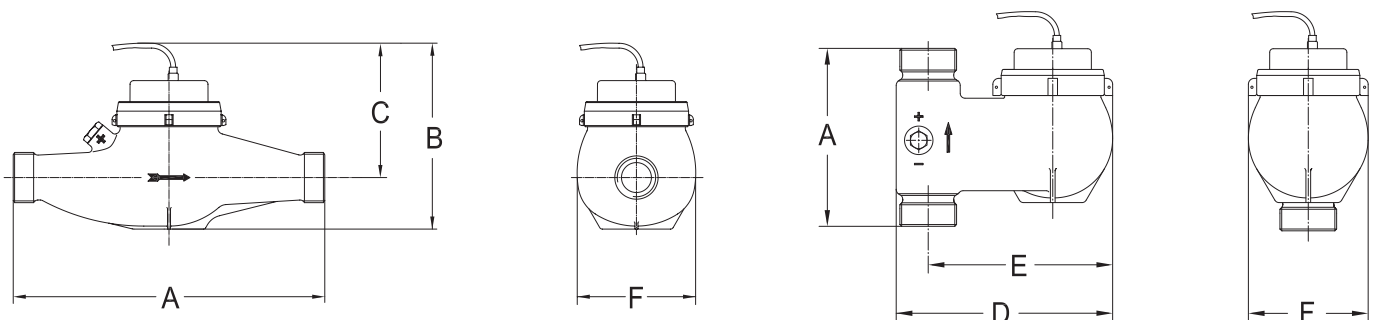
Pipeline:	horizontal	—
	vertical	
Meter head:	upwards	↑

Pulse value table

Pulse values (1 Pulse = ... Liter)	Q _n	1,5-6	1*	2,5	10	25	100	250
	Q _n	10-15	-	2,5	10	25	100	250
Pulse values (1 Pulse = ... US Gallons)	Q _n	1,5-6	1*	-	10	-	100	-
	Q _n	10	-	-	10	-	100	-

* Only available in measuring range 1:25

Dimension Diagram with Reed pulser



GWF MessSysteme AG
Obergrundstrasse 119
6005 Lucerne, Switzerland

T +41 41 319 50 50
F +41 41 310 60 87
info@gwf.ch, www.gwf.ch

Technical support:
T +41 41 319 52 00, support@gwf.ch

printed in
switzerland

Subject to modification, 29.10.2019 – EPe20313